

## Lesson 6

# Jesus Foretells His Betrayal

**Scripture References:** Matthew 26:14-16; 20-25; Mark 14:18-21; Luke 22:14, 21-23; John 13:21-30

**Lesson Aim:** To show that Jesus knew the hearts of His apostles, just as He knows our hearts today.


**Bible Verse:** "Jesus said, . . . One of you which eateth with me shall betray me." Mark 14:18

**Preparation:** Have the Pictures To Color for Lesson 6 ready for the children to color. You may also want to cut out some pieces of silver or gold foil in the shape of pitchers for the children to glue onto the table.

Have items ready for the children to glue in place on their attendance charts.

To lead into today's Bible story, you will need to make a finger

puppet to tell the story, "Nobody's Looking." Make according to the sketch, using stiff white paper. Color the puppet as desired, and then cut it out. Wrap it around your finger and secure the ends together with tape.



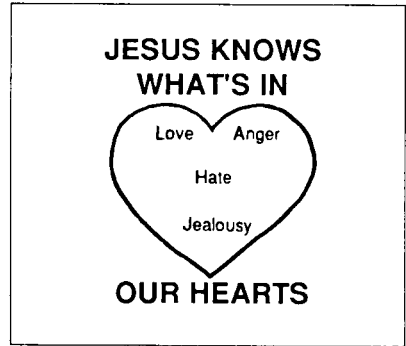
Move it about as you tell the story.

Today's Bible story is continued from last week, so you will again be able to use the peep box with the scene of the passover supper.

Or, if you wish, you could prepare a table and let the children pretend that they were actually there when the story took place. To do this, you will need a low table. You might take a large piece of sturdy cardboard and lay it across two cinder blocks. (Cover it with a pretty cloth and the children will never know the difference!) Have cushions around the table for the children to sit on. Explain that this

was the custom in Jesus' day. On your table, you might want to have some pieces of bread and some type of dip to use when you are telling the part about the "sop."

For the application, you will need a piece of plain white paper for each child. On this paper, write: "Jesus Knows What's In Our Hearts," and draw a large heart. (See sketch.) On each heart, write things which could be in a person's heart, such as love, hate, anger, jealousy, kindness, etc. Then, from red construction paper, cut out another heart for each student. These hearts should be the same size as the hearts on the white paper. In class you will help the students attach the red hearts over the white ones with a brad.



For today's workbook activity, remove the pitchers from the cut-out section in the workbook and have them ready to be glued in place at the proper time.

Today's handwork is a money bag. Have these cut out before class time, and have on hand some glue sticks for the students to use in putting them together. You may also want to make some silver pieces of money out of aluminum foil to go in the bags.

**Welcome:** Greet the children as they enter the classroom. Let them know how much their presence means to you. Try to be genuinely interested in each child. Your loving attitude will teach them as much -- or more! -- than any lesson you teach.

Guide the children over to the table and have them begin working on a Picture To Color. Help them glue the silver foil onto the pitchers. Explain that today's lesson takes place during the passover feast, which they studied about last week.

**Attendance Charts:** Give each child either a puzzle piece or a piece of candy to glue onto his or her attendance chart. (Be sure to check this week on any absentees. You might send them a card in the mail to let them know that they were missed, or you might check with their parents by phone.)

**Devotional Period:** Sing the worship song which you have selected. For today's devotional, you might read to the class a short psalm such as Psalm 100. Talk to the children about the greatness

of our God. Then have a chain prayer.

**Leading Into The Lesson:** Present to the students Nathan, the puppet which you prepared earlier. Let him tell the following story:

### NOBODY'S LOOKING

I was watching my favorite program on TV today when Mom came into the den. "Nathan," she said, "I'm going upstairs to wash my hair."

"Okay," I said. That was fine with me.

"If you're hungry," she added, "I put some cookies and juice out on the kitchen table."

"Okay," I said again. That was really fine with me! I'm always hungry.

During the next commercial, I went into the kitchen. There they were -- the biggest and best chocolate chip cookies in all the world. My very favorites. But there was one problem. There were only two of them. Just two! And I'm a growing boy.

I gobbled them down in a hurry. Boy, were they good! But, I was still hungry.

"Mom," I called up the stairway, "can I have some more?"

The shower was going full blast. She couldn't hear me.

I eyed the cookie jar. I glanced around me. Nobody was looking . . .

About that time, my mom's head appeared at the top of the staircase. "Did you find your snack?" she called.

"It was yummy," I replied. "Can I have some more?"

"Not now," she answered. "It won't be long till dinner." Then she disappeared again. I heard her blow dryer going.

I started back toward the den. Then I stopped. Mom would be fooling with her hair for a long time. She'd never know if I ate another cookie, would she?

Stop the story at this point. Ask the children what they think Nathan did. Then ask what they think that he should have done. Ask them if they were ever tempted to do something wrong because "nobody was looking." Remind them that Jesus sees us, even if no one else is around. Explain that in today's lesson, they are going to see that Jesus knew about something wrong that one of His apostles was going to do -- long before he ever did it.

**Bible Story:** (Review last week's lesson, using the peep box which you prepared. If you plan to let the children be a part of the feast for today's story, guide them over to the table at this time.)

While Jesus and His apostles were sitting around the table eating, Jesus said, "One of you which eateth with me shall betray me."

Do you know what the work "betray" means? It means to give someone over to their enemy. Back in those days, there were some people who wanted to kill Jesus, and they were willing to pay money to one of His followers if he would help. Jesus knew that one of His followers loved money so much that he would do anything to get some.

The Bible says that the apostles felt very sad when they heard what Jesus said. They all loved Jesus and did not want Him to die. They probably had a hard time believing that one of them would do such a terrible thing. Each one of them began to ask Jesus, "Is it I?"

Jesus told them that the one who dipped food in the dish with Him was the one who would betray Him. He also said that it would have been better if that person never had been born.

Do you know which one of the apostles dipped his hand in the dish with Jesus? It was Judas. Judas asked Jesus if he was the one who would betray Him, and Jesus said that he was.

Jesus knew all of this because He was the Son of God and He knows all things. He knew that Judas had already gone to the chief priests and asked what they would give him to deliver Jesus into their hands. The Bible says they paid Judas 30 pieces of silver to lead them to Jesus.

Judas probably went to the chief priests secretly and he may have thought that no one knew -- or would ever know -- what he had done. But Jesus knew. Still, He loved Judas even though he had betrayed Him. He loves all of us, even when we do things that are wrong.

After Jesus and His apostles finished eating, the Bible tells us that they sang a song and then they left the upper room.

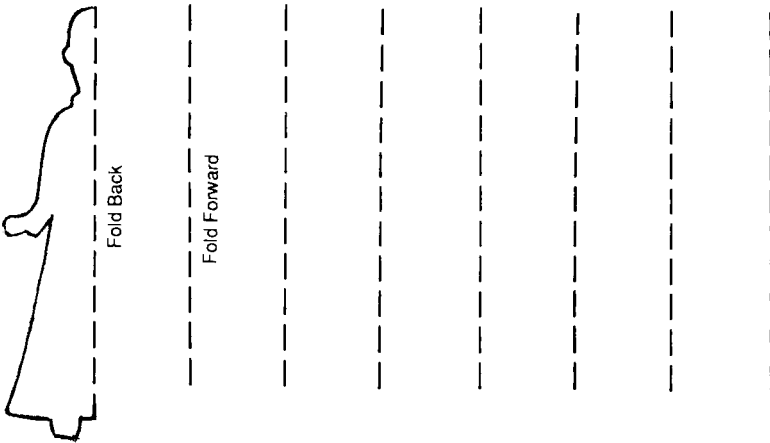
**Application:** Give the children the plain pieces of paper which you have prepared earlier. Read the paper to them and explain that Jesus always knows what is in our hearts, just as He knew what was in the heart of Judas. Talk about some of the things we may have in our hearts. Then give the children each a red heart and show them how to attach it over the white heart with a brad. Emphasize that others may not know things about us (show the paper with the red heart in place). But Jesus always knows everything that is in our hearts (slide the red heart around to reveal the white heart under-

neath).

**Workbook Activity:** Distribute the workbooks at this point and help the children locate the activity page for Lesson 6. Give each one a pitcher which you have removed from the cut-out section earlier and help them glue these in place. Let them help you count the number of men in the picture with Jesus. Sing the song about the 12 apostles if you wish.

**Handwork:** Give the children each the two parts of the money bag which you removed beforehand from the cut-out section of the workbooks. Show them how to fit the two parts together. Help them glue around the edges of the bottom and sides. Leave the top open so they can slip in some silver coins. Ask them how many coins Judas was given for betraying Jesus. Be sure to write each student's name on his money bag.

**Extra Activity:** To review the names of the 12 apostles, you could let the children make a strip of paper doll men. Fold and cut one long strip of paper for each child, according to the following pattern:



Unfold the strip and write the names of the 12 apostles on the figures. (It might take two strips to make 12 figures.)

**Closing:** To conclude today's class, sing "O Be Careful, Little Eyes, What You See." Give children their take-homes and have a closing prayer.